

STYLLIS SERIES TUB / SHOWER

Oasis®



60-INCH MODEL

TS-6034

Rough-In Dimensions

60" wide x 35-1/4" deep x 79-1/4" high (w/ 18-1/4-inch apron)

Finished Dimensions

60" wide x 34" deep x 78" high (w/ 18-1/4-inch apron)

Unit Features



- One - Piece Fiberglass Composite Construction
- Sanitary Grade Polyester Gelcoat Surface
- 2" Dia. Drain / RH or LH (see reverse side for location)
- 2-1/2" Dia. Overflow (see reverse side for location)
- Generous, Multi-Level Back Wall Shelving
- Textured Floor Pattern
- 1/2-inch Balsa Wood Core Floor Structure

Special Notes

- Optional ABF Model (provides 3-1/4-Inches of drain clearance)
- UL Listed Whirlpool System Available (see following pages)

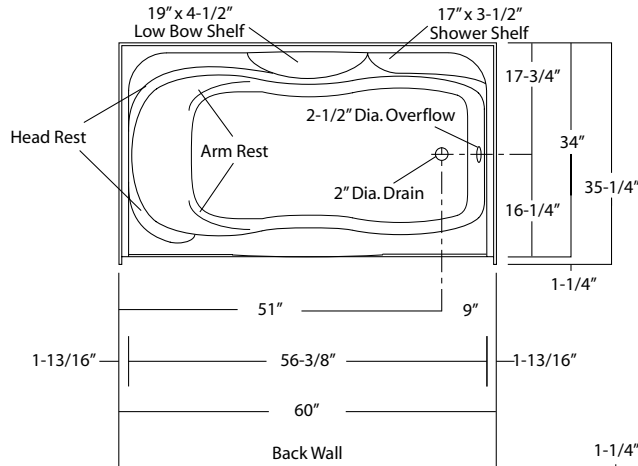
Order No.: **TS-6034R (RH drain / 18-1/4" apron)**
TS-6034L (LH drain / 18-1/4" apron)

TS-6034R ABF (RH drain / 20" apron)
TS-6034L ABF (LH drain / 20" apron)

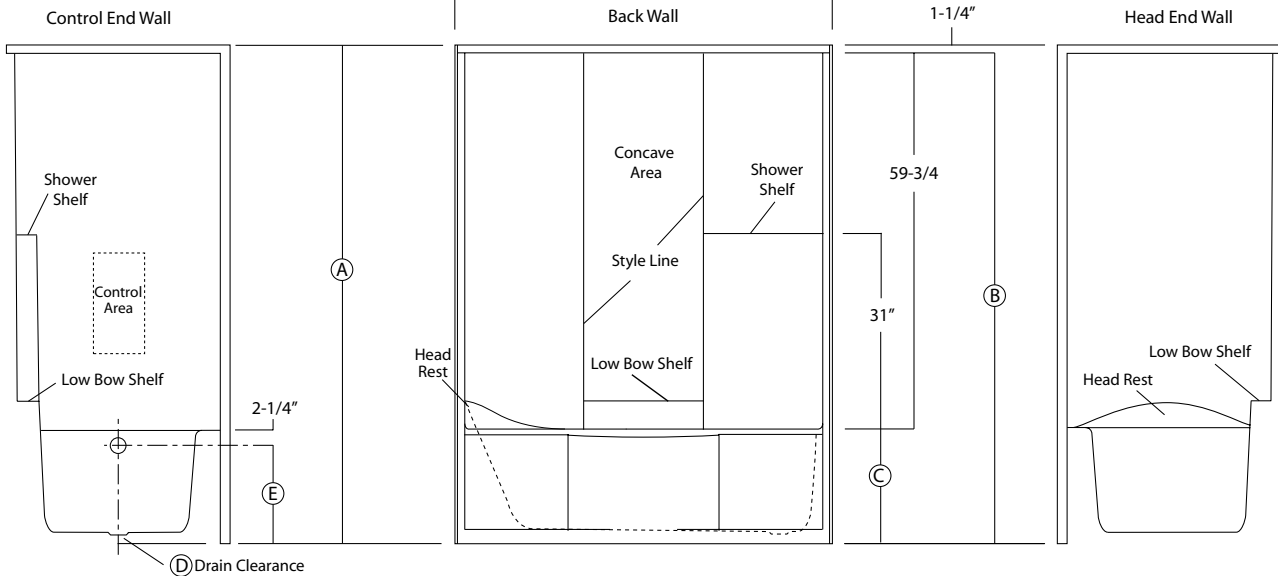
60" x 34", one-piece gelcoated fiberglass tub/shower with 18-1/4" apron (1-1/2" drain clearance), multi-level back wall shelves, contoured head rest, and drain on end indicated.

TS-6034R

	Std Unit	ABF Unit
A	79-1/4"	81"
B	78"	79-3/4"
C	18-1/4"	20"
D	1-1/2"	3-1/4"
E	16"	17-3/4"
F	-	-



Enclosure Size:
 56-3/8" w (max) x 59-3/4" h (max)



Package Order No.: CWS (Carress System)

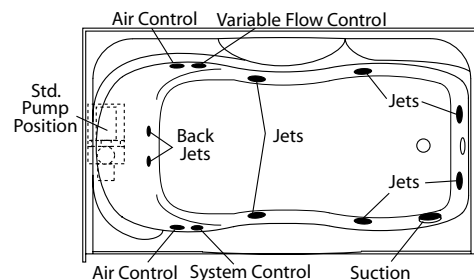
Package includes: 4-Adjustable side jets, 2-rotating foot jets, 2-micro pulse back jets, variable flow control, twin air controls, electronic system control, and 13.5 amp pump/motor.

- | | | |
|----------|-----------------------------|------------------|
| System | In-Line Heater (1*) | (order: ILH) |
| Options: | Ozone Generator (1*) | (order: OZG) |
| | Chromatherapy Pkg (1*, 2*) | (order: CLT) |
| | Water Level Sensor (1*, 2*) | (order: LWV) |
| | Trim Upgrade (1*) | |
| | Chrome | (order: CWS-CHR) |
| | Brushed (Satin) Nickel | (order: CWS-SNK) |

Notes: (1*) Factory installed options
 (2*) Includes system control upgrade

Removable access panel currently not available for this model.

Sump Dimensions: 50" long x 21-3/4" wide x 15-7/8" deep
 Sump Capacity: 54 gal. (unoccupied - to overflow)
 Whirlpool Operating: 39 gal.



Photographic images may include optional components and appear different than actual product.
 Dimensions shown are maximum. Due to the nature of the materials involved, actual unit dimensions can vary (tolerances: +0 / -3/8 inch).
 Oasis reserves the right to modify or discontinue product and/or associated equipment without prior written or verbal notification or obligation.