

# VURSA kd SERIES SHOWER

**Oasis**

SH3P-6032R-LS ABF / BP2-60  
shown



MULTI-PIECE MODEL

**SH3P-6032** (3-piece / End Drain / Single Seat)

Rough-In Dimensions

60" wide x 33-1/4" deep x 76-3/4" high (w/ 4-inch dam)

Finished Dimensions

60" wide x 32" deep x 75-1/2" high (w/ 4-inch dam)

Unit Features



- Three - Piece Fiberglass Composite Construction
- Sanitary Grade Polyester Gelcoat Surface
- Front-Side Installation With Minimal Sealant Requirements
- 3-3/8" Dia. End Drain
- Anti-Drip Front Dam Ledge
- Corner Accessory Ledge
- Generous, Multi-Level Back Wall Shelving
- Single, Ergonomic Right or Left Hand Seat
- Ergonomic Corner Foot Rest For Shaving
- Wall Design Accommodates Grab Bar Applications
- Textured Floor Pattern
- 1/2-inch Balsa Wood Core Floor Structure

Special Notes

- Optional ABF Unit (provides 3-inches of drain clearance)
- 'QwikClic' Technology (Patents Pending)
- 5-Year Module Warranty
- Bar Configurations Available Beyond Listed Packages

Order No.: SH3P-6032R-LS (RH drain-LH seat / 4" dam)  
 SH3P-6032L-RS (LH drain-RH seat / 4" dam)

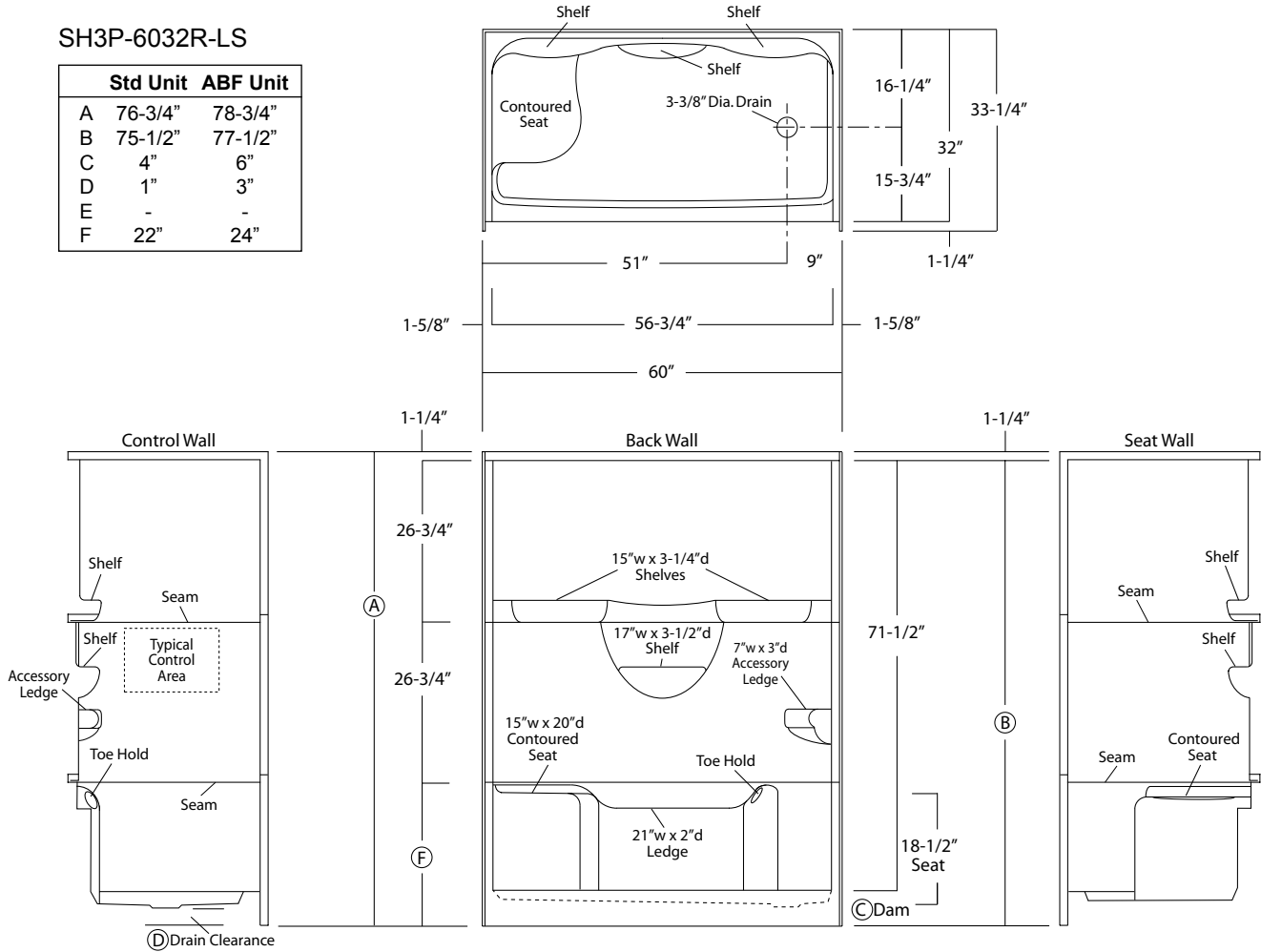
Order No.: SH3P-6032R-LS ABF (RH drain-LH seat / 6" dam)  
 SH3P-6032L-RS ABF (LH drain-RH seat / 6" dam)

60" x 32", 3-piece gelcoated fiberglass shower with 'QuikClic', front side installation, multi-level back wall shelves, corner accessory ledge, integrated toe hold/shaving rest, molded end seat, and drain on end indicated.

NOTE: Base unit provides 1" drain clearance, ABF unit provides 3" drain clearance.

### SH3P-6032R-LS

	Std Unit	ABF Unit
A	76-3/4"	78-3/4"
B	75-1/2"	77-1/2"
C	4"	6"
D	1"	3"
E	-	-
F	22"	24"



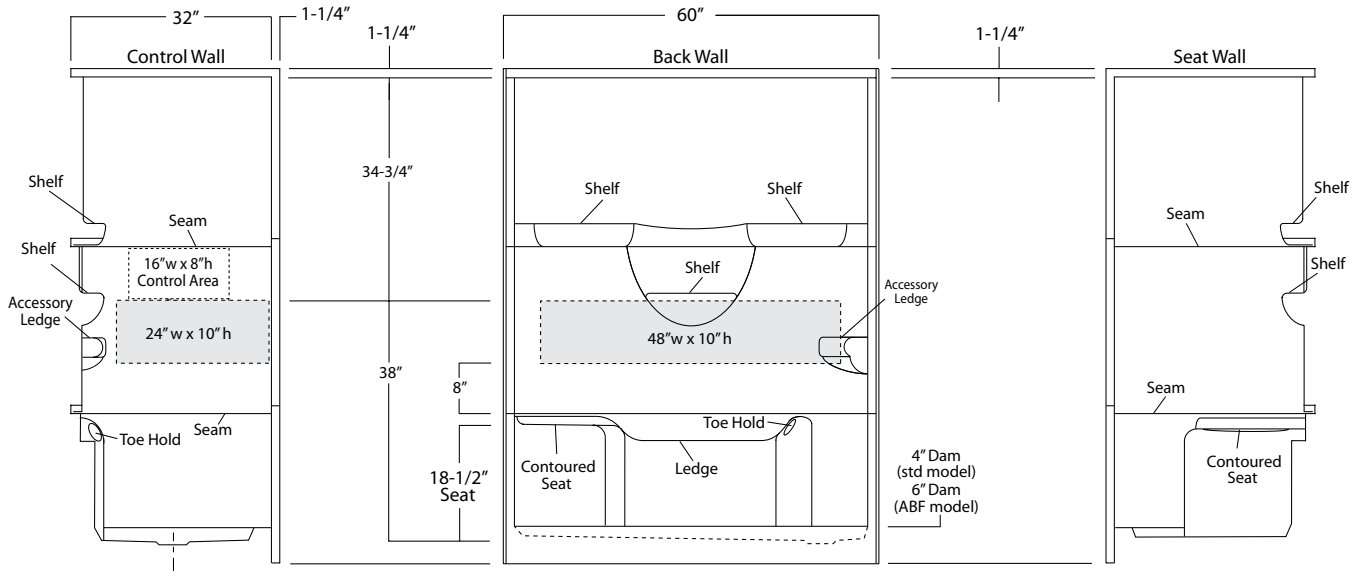
**Enclosure Size:** 56-3/4" w (max) x 71-1/2" h (max)

**Floor Area:** 1210 sq. in.

**Package Order No.: FH (Fair Housing wall reinforcement)**

Package Includes: Factory applied, HUD-FHA compliant (Fair Housing), structurally reinforced wall areas (as shown) for the independent field application of bars.

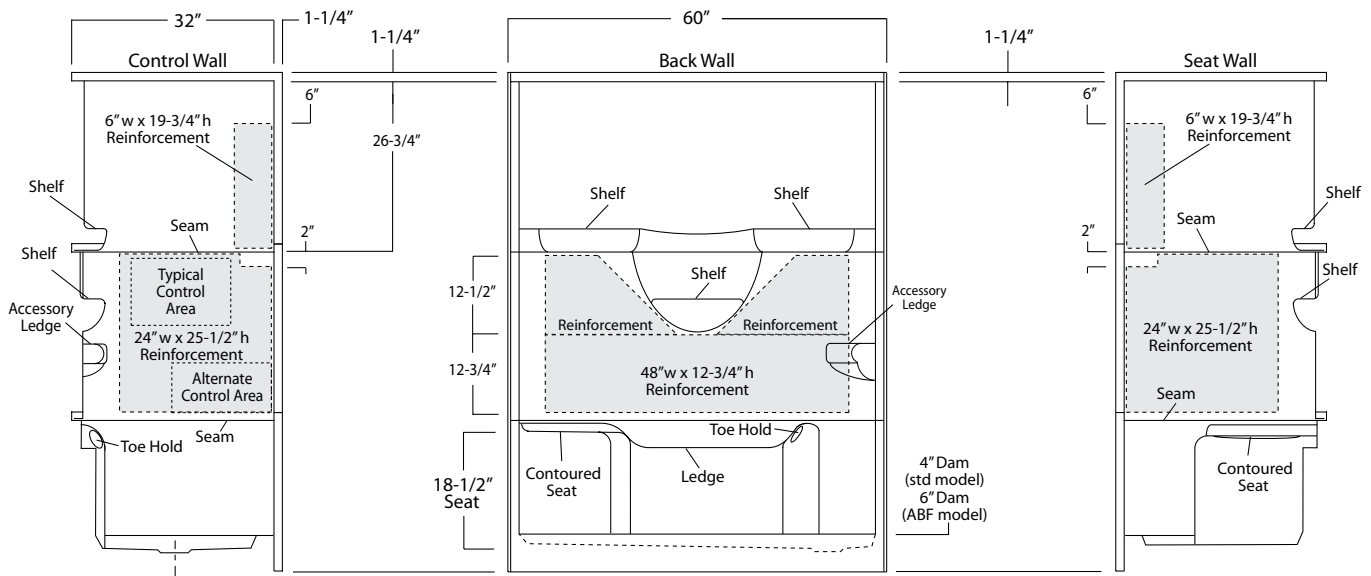
NOTE: Factory installed stainless steel shower curtain rod available.



**Package Order No.: 3SM (3-side, mid-level wall reinforcement)**

Package Includes: Factory applied, 3-side, mid-level, structurally reinforced wall areas (as shown), exceeding 'Fair Housing' (HUD/FHA) requirements.

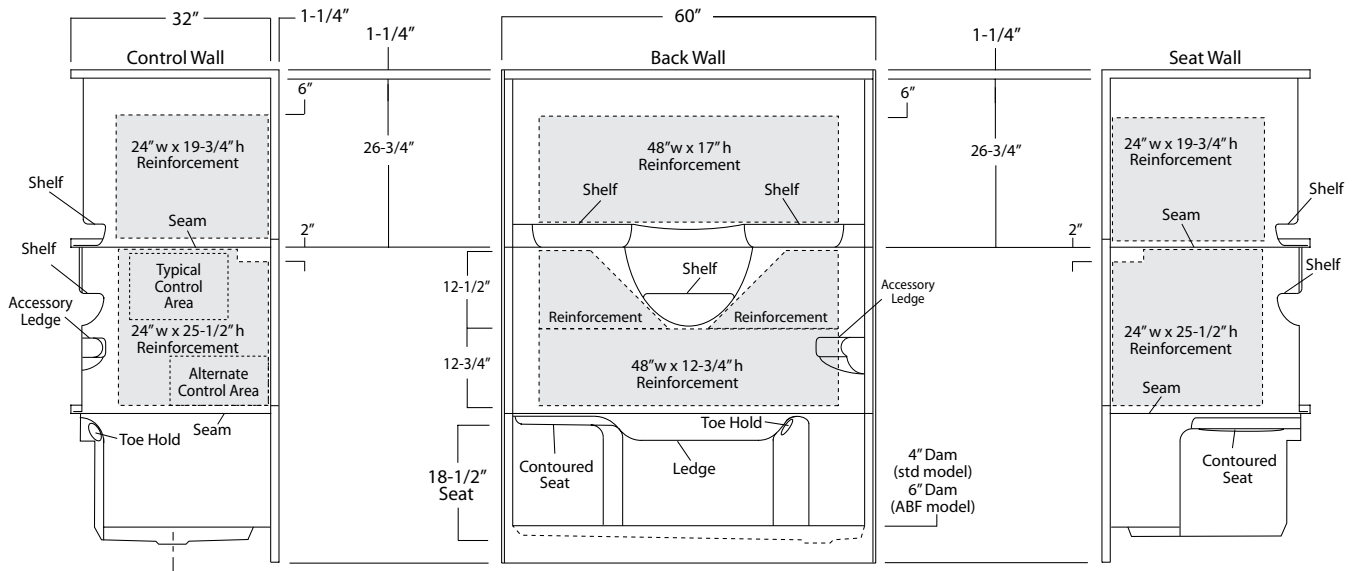
NOTE: Factory installed stainless steel shower curtain rod and bar packages available using 3SM reinforcement.



**Package Order No.: 3SF (3-side, full-wall reinforcement)**

Package Includes: Factory applied, 3-side, full-wrap, structurally reinforced wall areas (as shown), exceeding 'Fair Housing' (HUD/FHA) requirements, for the independent field application of bars.

NOTE: Factory installed stainless steel shower curtain rod and bar packages available using 3SF reinforcement.



**Package Order No.: BP1-60 (2-bar only package)**

**Upgrade Package No.: BP1-60 WHT (1-1/4" dia., white powder coat, 2-bar only package)**

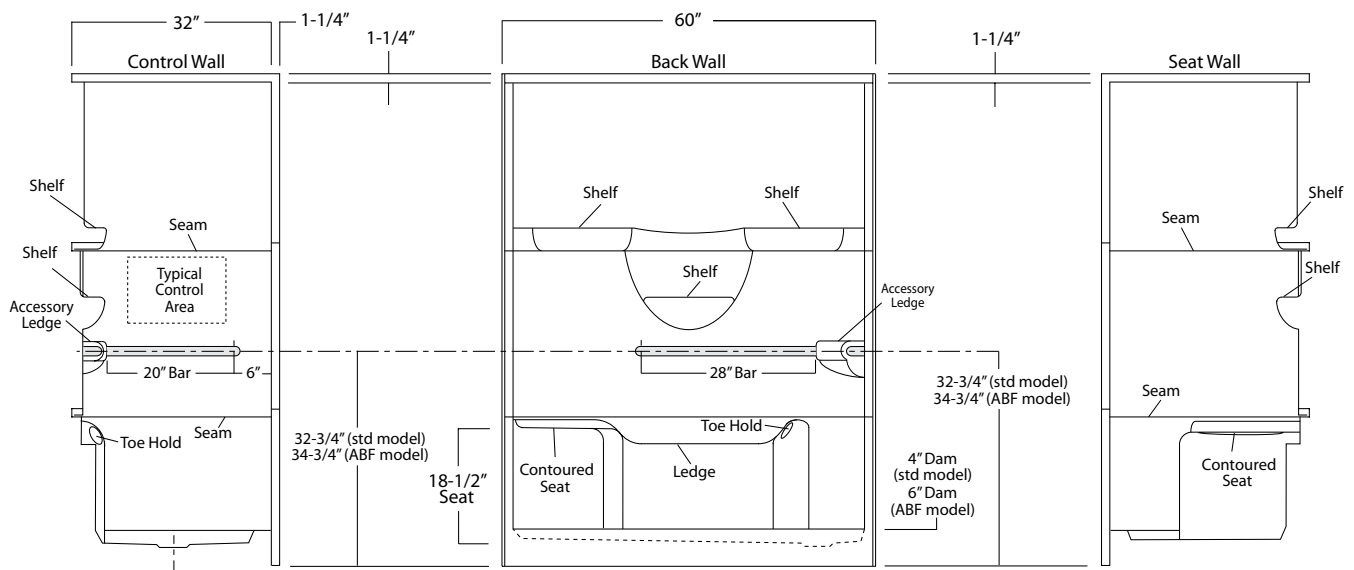
**BP1-60 OFW (1-1/4" dia., off-white powder coat, 2-bar only package)**

**BP1-60 SNK (1-1/4" dia., satin nickel, 2-bar only package)**

Package Includes: Factory installed, 1-1/2" dia. stainless steel, 2-bar package with basic reinforcement for components (as shown).

NOTE: Enhanced reinforcement available, see 3SM & 3SF packages.

NOTE: Factory installed stainless steel shower curtain rod available.



**Package Order No.:** BP2-60 (3-bar only package)  
**Upgrade Package No.:** BP2-60 WHT (1-1/4" dia., white powder coat, 3-bar only package)  
 BP2-60 OFW (1-1/4" dia., off-white powder coat, 3-bar only package)  
 BP2-60 SNK (1-1/4" dia., satin nickel, 3-bar only package)

Package Includes: Factory installed, 1-1/2" dia. stainless steel, 3-bar package with basic reinforcement for components (as shown).  
 NOTE: Enhanced reinforcement available, see 3SM & 3SF packages.  
 NOTE: Factory installed stainless steel shower curtain rod available.

